


Floor installation

CompactFloor® PRO 12



Basic installation


Advisable for upper floors and for lower installation heights



1	CompactFloor® PRO 12	12 mm
2	GreenLine system panel + MVR heating pipe	30 mm
3	Edge insulation strips	
Total installation height approx.		42 mm


Extended installation with additional insulation

Advisable for the ground floor or cellar and for larger installation heights



1	CompactFloor® PRO 12	12 mm
2	GreenLine system panel + MVR heating pipe	30 mm
3	Additional insulation	30 mm
4	Edge insulation strips	
Total installation height approx.		72 mm

Suitable floor coverings



Technical data	Basic installation	Extended installation
Heating circuit length	ø 80 – 90 m (~ 15 m²) max. 110 m	
Additional heat insulation	20 – 30 mm wood fibre insulation ≥ 150 kPa	
Weight	25 – 32 kg / m² (without floor covering)	
Surface load Point load	2.0 kN / m² 2.0 kN	2.0 kN / m² 1.0 kN
Minimum thermal conductivity resistance R	≥ 0.75 m²K / W ✓ DIN EN 1264: Floors in mezzanine floors	≥ 1.25 m²K / W ✓ DIN EN 1264: Floors on ground floors / cellars

Important information

Base requirements (accord. DIN 18202 table 3, line 4)	Bases must be level, stable and able to take a load. Unevenness > 3 mm at 1 m length must be compensated.
Compensation of unevenness (according to degree of unevenness)	0 – 10 mm: Floor levelling paste 10 – 50 mm: Floor levelling paste, thin screed, dry filling from 40 mm: Bulk filling, light concrete
Special aspects	Process CompactFloor PRO® 12 with jig saw. Max tile format 0.60 x 0.60 m

Performance table

Floor covering	Room temperature	Heating water temperature							
		30°C		35°C		40°C		45°C	
		W / m ²	ST	W / m ²	ST	W / m ²	ST	W / m ²	ST
Floor covering $R_{\lambda,B} = 0.00 \text{ m}^2 \text{ K} / \text{W}$ Tiles	20 °C	48.5	24.5	73.6	26.8	98.5	29.1	123.4	31.4
	24 °C	27.9	26.6	53.5	29.0	78.6	31.3	103.5	33.6
Floor covering $R_{\lambda,B} = 0.05 \text{ m}^2 \text{ K} / \text{W}$ Laminate, needle punched flooring, PVC flooring	20 °C	37.4	23.5	56.8	25.3	76.1	27.0	95.3	28.8
	24 °C	21.5	26.0	41.3	27.8	60.7	29.6	79.9	31.4
Floor covering $R_{\lambda,B} = 0.10 \text{ m}^2 \text{ K} / \text{W}$ Carpet	20 °C	30.5	22.8	46.3	24.3	62.0	25.7	77.7	27.2
	24 °C	17.6	25.6	33.7	27.1	49.5	28.6	65.1	30.0
Floor covering $R_{\lambda,B} = 0.15 \text{ m}^2 \text{ K} / \text{W}$ Ready-made parquet, wooden floor boards	20 °C	25.8	22.4	39.1	23.6	52.3	24.8	65.6	26.1
	24 °C	14.8	25.4	28.4	26.6	41.7	27.9	55.0	29.1

W / m² – System heating output
ST – Surface temperature

Installation



Sample laying plan

